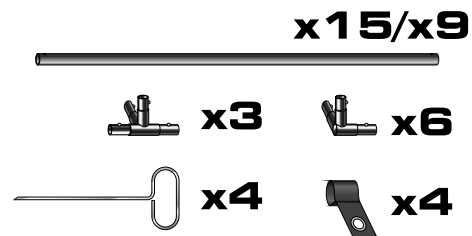
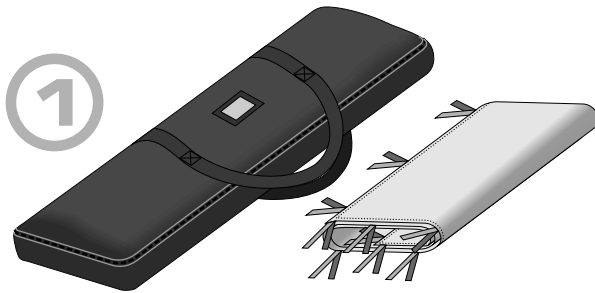


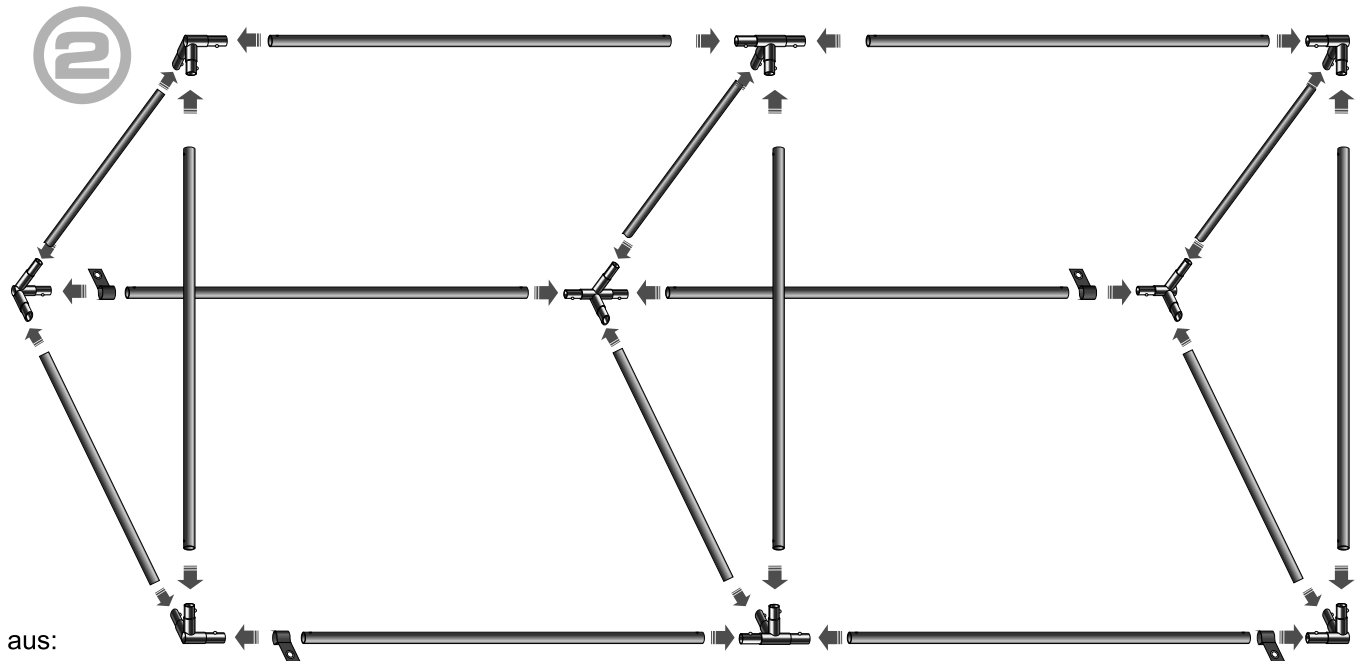
EN HOW TO INSTALL DOUBLE-SIDED ALUMINIUM A FRAME (ASSEMBLY GUIDE)

DE AUFBAUANLEITUNG FÜR DOPPELSEITIGEN ALU-KUNDENSTOPPER

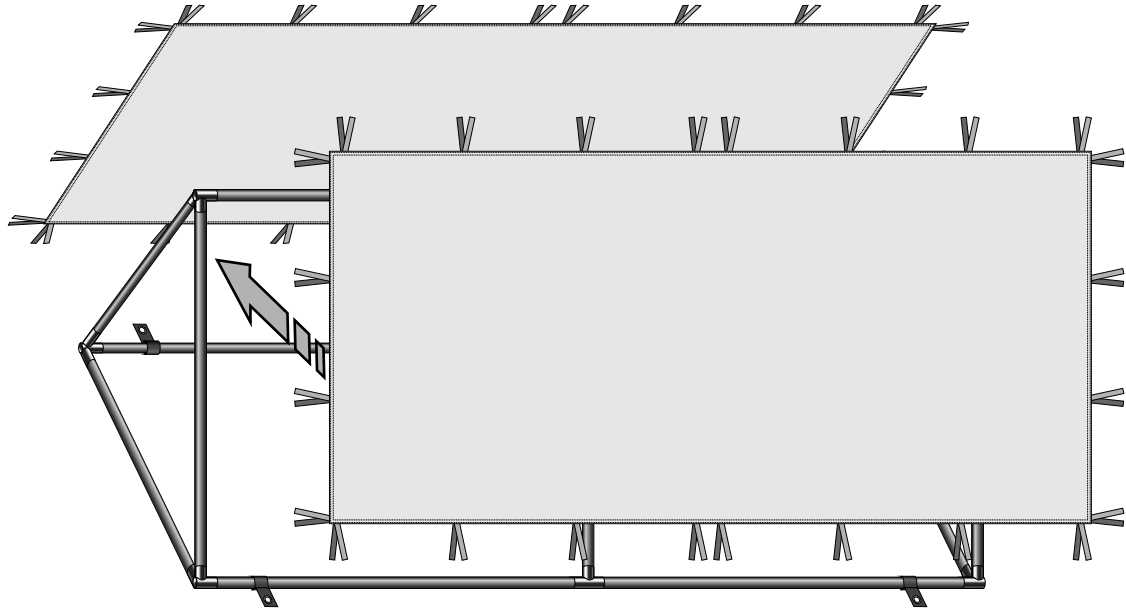


- EN The double-sided aluminium A frame set contains:
- black padded soft case
 - aluminium poles - 15 pcs / 9 pcs
 - plastic connector (3) - 6 pcs
 - plastic connector (4) - 3 pcs
 - metal spike - 4 pcs
 - strap with eyelet - 4 pcs
 - graphics with velcro

- DE Doppelseitiger Alu-Kundenstopper-Set besteht aus:
- schwarzer Polstertasche
 - Alu-Rohren - 15 St./9 St.
 - Kunststoffbindeelemente (3) - 6 St.
 - Kunststoffbindeelemente (4) - 3 St.
 - Metallbodendübel - 4 St.
 - Streifen mit Metallöse - 4 St.
 - Druck mit Flausch-/Klettbandstreifen



③



④

